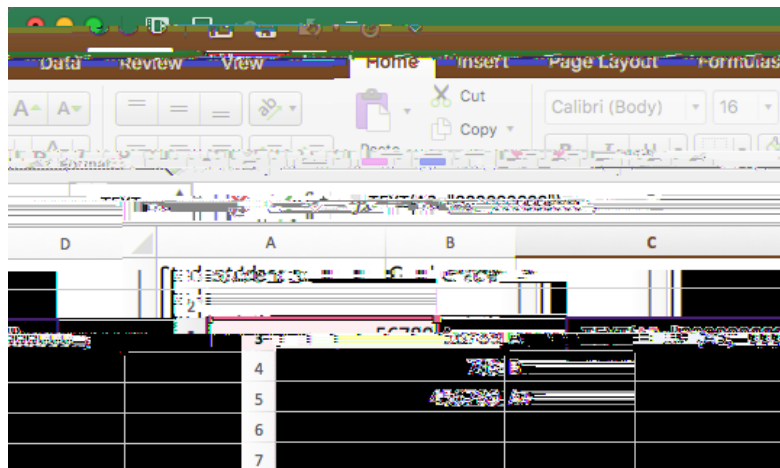




# Prefix Zero

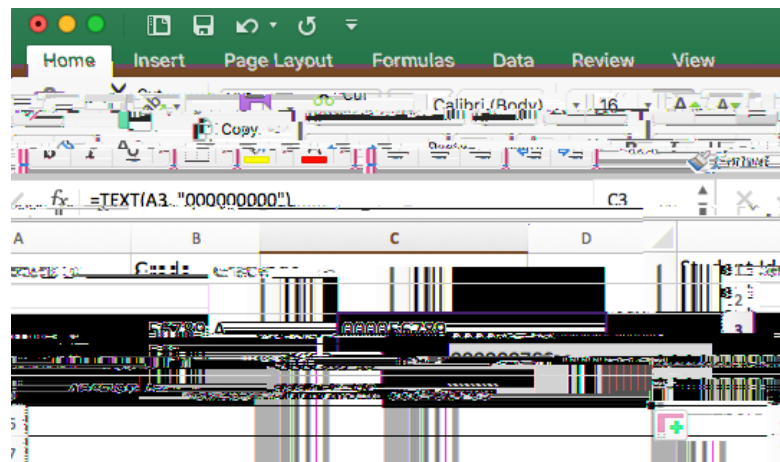
the image. s adjacent to the data cell shown in

=Text (A3, 000000000)




Replace the cell address (shown in red) with the address of the actual cell.

2. Then, press the Enter key, and select cell C3. Drag the fill handle  across the range  below.



## Method 2: Using Custom Formatting

1. Highlight the column/cells you want to style.



2. Click CTRL/CMD + 1 or Format > Format Cells.
3. In the Number tab, choose Custom.
4. Set the Custom formatting to 000000000 (Nine zeros)

