




# Female Undergraduates	12696
# Male Undergraduates	12781
Undergraduate Total	25477
Female GPA Average	3.264
Male GPA Average	3.140
Undergraduate GPA Average	3.202
Total Members	936
Percent of Undergraduates in Fraternity & Sorority Life	3.67%
New Member GPA Average	3.220
Active GPA Average	3.329
FSL GPA Average	3.313
# Sorority New Members	83
# Sorority Active Members	455
Sorority Total	538
Sorority New Member GPA Avg.	3.228
Sorority Active GPA Average	3.427
Sorority GPA Average	3.396
# Fraternity New Members	52
# Fraternity Active Members	346
Fraternity Total	398
Fraternity New Member GPA Avg.	3.208
Fraternity Active GPA Average	3.200
Fraternity GPA Average	3.201
# FSL Students w/ 4.0 (Term)	62 (6.4%)
# FSL Students w/ 4.0 (SJSU)	4 (0.4%)
% FSL Students At/Above 2.6	843 (87.6%)





1	Alpha Tau Omega	6	3543	57	3.325	63	3.346
2	Sigma Chi						





1	Kappa Alpha Psi	0	NA	3	3186	3	3186
2	Delta Sigma Theta			4	2987	6	





1 Kappa Delta 12



1	Sigma Theta Psi	0	NA	9	3,709	9	3,709
2	Sigma Alpha Zeta	0	NA	7	3,582	7	3,582
3	Sigma Omicron Pi	5	3,611	5	3,524	10	3,568
4	Lambda Theta Alpha	0	NA	8	3,503	8	3,503
5	Sigma Pi Alpha	7	3,212	11	3,676	18	3,496
6	Sigma Omega Phi	3	3,594	5	3,408	8	3,478
7	alpha Kappa Delta Phi	5	3,224	12	3,528	17	3,438
8	Alpha Kappa Omicron	0	NA	10	3,435	10	3,435
9	Lambda Theta Phi	0	NA	3	3,429	3	3,429
10	Lambda Sigma Gamma	0	NA	11	3,391	11	3,391
11	Gamma Zeta Alpha			3	3,362	5	3,388
12	Zeta Chi Epsilon	3	3,139	6	3,456	9	3,350
13	Sigma Delta Alpha	0	NA	3	3,315	3	3,315
14	Alpha Kappa Omega	5	3,224	15	3,344	20	3,314
15	Nu Alpha Kappa			7	3,089	9	3,010
NA	Lambda Theta Nu			Inactive			
NA	Pi Alpha Phi			Suspended until December 2024			
NA	Sigma Lambda Beta			Inactive			
		Average New Member Size		Average Active Size		Average Chapter Size	
		2		8		10	